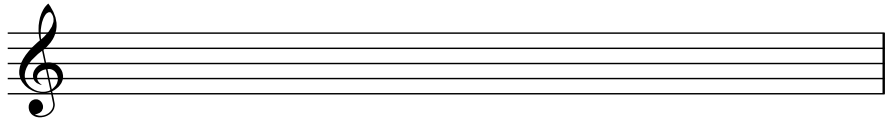
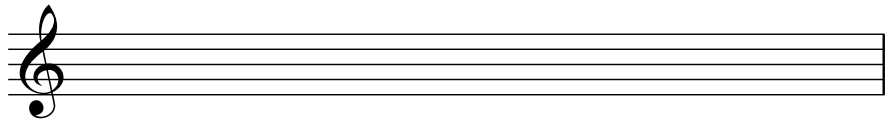


Write all of the notes of the following scales. Start by writing the names of the notes on the left. Then put the notes on the staff using accidentals (not key signatures). Be sure to use naturals when a note changes from sharp or flat back to natural. (Note: Harmonic: raise 7th step, Melodic: raise 6th and 7th step ascending and descending is same as Natural Minor)

1. F Natural Minor



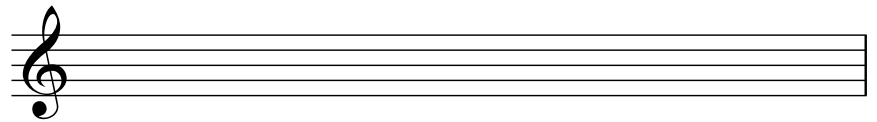
2. F Harmonic Minor




3. F Melodic Minor Ascending




4. F Melodic Minor Descending




5. D Natural Minor




6. D Harmonic Minor




7. D Melodic Minor Ascending




8. D Melodic Minor Descending




9. Ab Natural Minor




10. Ab Harmonic Minor




11. Ab Melodic Minor Ascending



12. Ab Melodic Minor Descending



13. Chromatic Ascending and Descending



14. Any Different Chromatic Ascending and Descending

